



# EndlessEdge

DESIGN PRINT INSTALL

*Graphics*

Endless Edge is a turn-key company with all in-house capabilities for large and grand format printing needs. Everything needed is thoroughly thought out from concept to installation utilizing our vast knowledge and experience to make a project work.

In 1997, entrepreneurs Bryce and Cindy Dunahoo launched this large format printing company. They found a perfect fit to tap into their creative energies with this new company. With technology in the industry changing rapidly, Endless Edge has stayed ahead of the pack diversifying and expanding when necessary to become an industry leader.

Joining their parents, Colt and Brooke Dunahoo bring new energy to the Endless Edge management team.



The Dunahoo Family

With OWNERS actively involved in EVERY PROJECT and EMPLOYEES taking OWNERSHIP in their work, Endless Edge prides itself in extremely fast turn around and outstanding quality.



# TABLE OF CONTENTS

<b>WORLD CLASS SHOWROOM</b>	<b>4 - 7</b>	<b>RETAIL BRANDING &amp; WAYFINDING</b>	<b>22 - 23</b>
<b>TRADESHOWS &amp; CONFERENCES</b>	<b>8 - 9</b>	<b>INFORMATION BOARDS &amp; MESSAGING</b>	<b>24</b>
<b>BACKDROPS &amp; HARDWARE</b>	<b>10 - 11</b>	<b>SNAP FRAMES &amp; VISTA FRAMES</b>	<b>25</b>
<b>INDOOR BANNER STANDS</b>	<b>12</b>	<b>TIMELINES &amp; SHELVES</b>	<b>26 - 27</b>
<b>RETRACTABLE BANNER STANDS</b>	<b>13</b>	<b>OUTDOOR EVENTS &amp; WINDOW GRAPHICS</b>	<b>28 - 29</b>
<b>TABLETOP BOOTHS &amp; COVERINGS</b>	<b>14 - 15</b>	<b>OUTDOOR BANNERS</b>	<b>30 - 31</b>
<b>WALL MURALS &amp; STRETCHINGS</b>	<b>16 - 17</b>	<b>A FRAMES &amp; CURB SIGNAGE</b>	<b>32 - 33</b>
<b>CORPORATE CULTURE &amp; DESIGN</b>	<b>18 - 19</b>	<b>KITTING, SHIPPING &amp; INSTALLATION</b>	<b>34 - 35</b>
<b>CUSTOM SIGNAGE</b>	<b>20 - 21</b>		

## OUR MISSION:

To provide our clients with a **WORLD CLASS IDEA** and **PRODUCTION CENTER**, swiftly shaping **CREATIVE IDEAS** into finished and installed **WORKS OF ART**.



Endless Edge has a 25,000 square foot showroom and production facility, which allows us to recreate our clients unique projects.



# WORLD CLASS SHOWROOM





# WORLD CLASS SHOWROOM



Endless Edge showcases original designs to help inspire your creativity. Together we can mature your ideas into unique displays.





NO SHOW IS TOO **BIG** OR SMALL





# TRADESHOWS & CONFERENCES



# TRADESHOW BACKDROPS & BOOTHS



We can easily reface your display with new graphics, or provide you with new hardware.



# BACKDROP HARDWARE

**SPIDER STAND**  
7' x 7' MULTI PANEL BANNER



**SPIDER STAND**  
7' x 7' BANNER



**EASY INSTALLATION**



**4 SCREEN**  
7' x 7' BANNER



**2 BANNER STANDS**  
CONNECT MAKING  
ONE BACKDROP

**PIPE AND DRAPE HARDWARE**  
10' x 10' BANNER



**OPTIONAL RUBBER WEIGHT**  
(OUTDOOR USE)

**JN-5 STAND**  
8' x 8' BANNER



**UTILIZE SHOW'S PIPE AND DRAPE**  
8' x 8' BANNER



**CONDUIT EYELET SYSTEM**  
FOR HANGING

# INDOOR BANNER STANDS



STANDARD 8' x 8'

CAN ADJUST FROM 4' TO 8'  
WIDE AND TALL

## EXPANDABLE POLE SYSTEM JN-5 STAND



4' x 8'

10' & 12'  
EXTENSIONS  
AVAILABLE



BOTTOM POLE ADJUSTABLE IN  
HEIGHT FOR A SHORTER BANNER



12' x 8'



## ADJUSTABLE POLE SYSTEMS VARIOUS WIDTHS & HEIGHTS

UP TO 9' TALL



POLE BANNERS



BN STANDS



VARIOUS WIDTHS  
AVAILABLE



86" TALL

4 SCREEN STAND

# RETRACTABLE BANNER STANDS

## MULTIPLE WIDTHS & HEIGHTS

WIDTH	STANDARD HEIGHT	OPTIONAL HEIGHT
57.25"	86"	60", 78", 97"
45.25"	86"	60", 78", 97"
39.5"	86"	60", 78", 97"
33.5"	86"	60", 78", 97"
27.5"	78"	60", 86", 97"



THIS SET UP FILLS A 10' BOOTH PERFECTLY



57.25" x 97"



45.25" x 97"



39.5" x 86"



33.5" x 86"



27.5" x 78"

EASY SET-UP & TEAR-DOWN. COMES WITH PADDED BAG. OPTIONAL LIGHT PACKAGE AVAILABLE.



33.5" x 97"

57.25" x 97"

33.5" x 97"

## HARD PLASTIC SHIPPING CASES AVAILABLE

HOLDS UP TO A  
57.25" RETRACTABLE



SPORTS CASE

SKB CASE

HOLDS 3 STANDS  
UP TO 45.25"



# TABLETOP BOOTHS



**TT TABLETOP**  
3 PANELS @ 18.5" x 23"



**EXPOLINC TABLETOP RETRACTABLE**  
57.25" x 58" BANNER, STAND & BAG



Turns into a  
CONVENIENT CASE!



**SHOW STYLE SELF PACKING BRIEFCASE**  
48" x 24"



**SPIDER GRAPHIC TABLE TOP (2' x 2')**




**SHOWMAX SELF-PACKING TABLETOP**  
74" x 36" - INCLUDES 2 LIGHTS



Turns into  
CONVENIENT CASE!

**MAGNETIC POLYCARB TABLETOP**  
4 PANELS @ 26.5" x 58.5"  
INCLUDES 2 LIGHTS WITH BAGS  
ALL FIT INTO A WHEELED TRAVEL BAG



# TABLE COVERINGS



**STANDARD THROWS - 6' and 8' wide**



**STANDARD THROW (1 COLOR)**

**Table cloth colors for throws. Screen printed logo**

WYNDHAM COLORS					
White	Bone	Cream	Sandalwood	Buttercream	Silver Color
Rose	Sage	Gray	Olive	Eucalyptus	Slate Blue
Violet	Rosewood	Dusty Rose	Terra Cotta	Raspberry	Red
Teal	Sunflower	Wine	Burgundy	Plum	Dark Blue
Blueberry	Royal Blue	Jade	Kelly Green	Teal	Light Blue
Purple	Navy	Charcoal	Brown	Black	Tangerine

**ADJUST - 2 - FIT CLOTH - 8' AND 6' CLOTH IN ONE WITH VELCRO ON SIDES TO ADJUST**



**CONTOUR TABLE CLOTHS - STRETCH NYLON - COMES IN 6' AND 8' WIDE**



**SIMPLE CUT LOGO**



**SHAPE CUT LOGO**

**Colors for Contour Cloths**

Black	Magenta	Royal Blue	White	Cream	Burgundy
Orange	Mint Green	Sandalwood	Sea Green	Opus	


# WALL MURALS







"Thank you all very much for your help...I greatly appreciate all your hard work. Your team today was fantastic, professional, and efficient." - Client





Corporate Culture is creating a work environment that reinforces the company's Mission, Vision and Core Values. Its purpose is to tell the company's story and motivate their employees.



# CORPORATE CULTURE & DECOR





Custom made logo signage creates dimension and brings visual interest to your company's corporate identity.



# CUSTOM SIGNAGE



# RETAIL BRANDING



"Thanks for your help on our recent project. I appreciate having a vendor that I can trust to get it done and make it right." - Client





# INFORMATION BOARDS & MESSAGING



Communicate through informational boards. They come in a variety of options. Whether you want a push pin, a magnetic or dry erase board, we can create it.





# VERSATILE FRAME OPTIONS



"I can't imagine doing a job without you guys. Your organization, great work ethic, and easy going attitude was a fabulous combination for success!" - Client



# TIMELINES






Customized acrylic shelving with slots allow pictures or artwork to be self standing.



# OUTDOOR EVENTS



# WINDOW GRAPHICS





# OUTDOOR BANNERS



# A FRAME SIGNAGE



**SIMPO SIGN II**  
22" x 28" GRAPHICS INSERT w/OUT SCREWS



**LARGE 24" x 36"**



**CURB SIGNS**



**SMALL - 12" x 24"**



**BLACK SNAP FRAME w/HEADER**  
22" x 28" MAIN PRINT  
22" x 6" HEADER



**BLACK METALLIC SNAP FRAMES**  
22" x 28" PRINT



**SILVER SNAP FRAMES**  
23.5" x 33.5"





## WINDMASTER CLASSIC-WATER WEIGHTED

SMALL 22" x 28"

MED 24" x 36"

LG 28" x 44"



## WINDMASTER CLASSIC-LARGE

41" x 55" INSERT SIZE

## WINDMASTER CLASSIC-SMALL

28" x 44" INSERT SIZE



## I-POLE

VERTICAL POLE: 43" - 82"

HORIZONTAL BARS: 23" - 39"



## WINDMASTER FP

CUSTOM SIZE 1/2" COROPLAST PRINT

DIE CUT GRAPHIC OPTIONAL



CUT-TO-SHAPE PANEL


# KITTING & SHIPPING



For large projects, Endless Edge can assemble, kit, label and ship in individual boxes to separate locations or on skids to a warehouse. For large events or projects, Endless Edge packages everything safely to ensure it will arrive undamaged.



# INSTALLATION



Our experienced team will install banners, wallpaper, dimensional graphics, studded letters and other signage we have created.





**EndlessEdge**  
DESIGN PRINT INSTALL *Graphics*

Endless Edge, LLC  
320 Premier Court - Suite 205  
Franklin, TN 37067  
615-771-0903